

ICT LESSON PLAN SECOND TERM FOR BASC 2

WEEK: One

CLASS: Basic Two

SUBJECT: ICT

TOPIC: Features of a keyboard

BEHAVIOURAL OBJECTIVES: At the end of the lesson, pupils should be able to:

- i. Describe the keyboard

BUILDING A BACKGROUND: The pupils are familiar with:

CONTENT:
FEATURES OF A KEYBOARD

A keyboard is an input device used for typing data into the computer.



FEATURES OF A KEYBOARD

1. It is rectangular in shape
2. It has numbers and alphabet keys
3. It has symbols on it
4. It it has many keys

INSTRUCTIONAL MATERIAL: the keyboard and pictures

REFERENCE MATERIAL: Simple guide to computer studies

EVALUATION: Pupils are evaluated thus:

State three features of a keyboard

WEEK: Two

CLASS: Basic Two

SUBJECT: ICT

TOPIC: Uses of keyboard

BEHAVIOURAL OBJECTIVES: At the end of the lesson, pupils should be able to:

- i. State the uses of a keyboard

BUILDING A BACKGROUND: The pupils are familiar with:

CONTENT:

USES OF A KEYBOARD

1. It is used for typing.
2. It is used for giving command to the computer.
3. It is used for scrolling.
4. It can be used to save documents
5. It is used for playing computer games

INSTRUCTIONAL MATERIAL: Keyboard users in pictures

REFERENCE MATERIAL: Simple guide to computer studies

EVALUATION: Pupils are evaluated thus:

State three uses of a keyboard

WEEK: Three

CLASS: Basic Two

SUBJECT: ICT

TOPIC: Features of a mouse

BEHAVIOURAL OBJECTIVES: At the end of the lesson, pupils should be able to:

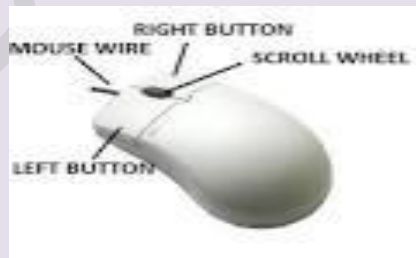
- i. Describe a mouse

BUILDING A BACKGROUND: The pupils are familiar with a mouse and its buttons

CONTENT:

FEATURES OF A MOUSE

A mouse is an input device which is used for clicking, dragging and scrolling.



FEATURES OF A MOUSE

1. It looks like a rat.
2. It has two buttons
3. It has a scroll wheel.
4. It is moved on the desk.

INSTRUCTIONAL MATERIAL: mouse, pictures and charts

REFERENCE MATERIAL: Simple guide to computer studies

EVALUATION: Pupils are evaluated thus:

State three features of a mouse

WEEK: four

CLASS: Basic Two

SUBJECT: ICT

TOPIC: The uses of a mouse

BEHAVIOURAL OBJECTIVES: At the end of the lesson, pupils should be able to:

- i. State the uses of a mouse

BUILDING A BACKGROUND: The pupils are familiar with:

CONTENT:

USES OF A MOUSE

1. It is used for selecting items on the computer
2. It is used for scrolling.
3. It is used for clicking and dragging
4. It is used for opening documents

INSTRUCTIONAL MATERIAL: mouse, charts and pictures

REFERENCE MATERIAL: Simple guide to computer studies

EVALUATION: Pupils are evaluated thus:

State three uses of a mouse

Draw and colour a mouse

WEEK: Five

CLASS: Basic Two

SUBJECT: ICT

TOPIC: The uses of computer

BEHAVIOURAL OBJECTIVES: At the end of the lesson, pupils should be able to:

- i. Mention some uses of the computer

BUILDING A BACKGROUND: The pupils are familiar with a computer

CONTENT:
USES OF A COMPUTER



INSTRUCTIONAL MATERIAL: computer, pictures of different computer users

REFERENCE MATERIAL: Simple guide to computer studies

EVALUATION: Pupils are evaluated thus:

State three uses of a computer

WEEK: Six

CLASS: Basic Two

SUBJECT: ICT

TOPIC: I T

BEHAVIOURAL OBJECTIVES: At the end of the lesson, pupils should be able to:


- i. Define IT

ii. Say what it is all about

BUILDING A BACKGROUND: The pupils are familiar with some IT devices

CONTENT:
MEANING OF IT

IT means Information Technology it is a department that monitors information in an organization. Its all about the things we do with a computer. i.e input, output, processing etc..



INSTRUCTIONAL MATERIAL: picture showing computer

REFERENCE MATERIAL: Simple guide to computer studies

EVALUATION: Pupils are evaluated thus:

1. Define IT
2. Say what it is all about

WEEK: Seven

CLASS: Basic Two

SUBJECT: ICT

TOPIC: IT devices


BEHAVIOURAL OBJECTIVES: At the end of the lesson, pupils should be able to:

- i. Identify some IT devices

BUILDING A BACKGROUND: The pupils are familiar with:

CONTENT:
IT DEVICES

IT devices are those devices that can do the work of a computer. Examples are: laptops, GSM, tablet, blackberry, ipad etc.



INSTRUCTIONAL MATERIAL: GSM phone, computer, charts etc

REFERENCE MATERIAL: Simple guide to computer studies

EVALUATION: Pupils are evaluated thus:

Mention five IT devices

WEEK: Eight

CLASS: Basic Two

SUBJECT: ICT

TOPIC: Meaning of GSM phone

BEHAVIOURAL OBJECTIVES: At the end of the lesson, pupils should be able to:

- i. Give the full meaning of GSM
- ii. Explain its uses

BUILDING A BACKGROUND: The pupils are familiar with using GSM phone

CONTENT:

MEANING OF GSM PHONE

The GSM is a mobile device which is basically used for making calls, sending text messages etc. the GSM can be used for many things which includes: playing music, browsing the internet, playing games, listening to radio, taking pictures etc.

The full meaning of GSM is Global Systems for Mobile communications.



INSTRUCTIONAL MATERIAL: GSM phone, charts and pictures

REFERENCE MATERIAL: Simple guide to computer studies

EVALUATION: Pupils are evaluated thus:

1. What is the full meaning of GSM?
2. What can it be used for?

WEEK: Nine

CLASS: Basic Two

SUBJECT: ICT

TOPIC: Parts of the GSM phone

BEHAVIOURAL OBJECTIVES: At the end of the lesson, pupils should be able to:

- i. Mention some parts of the GSM phone

BUILDING A BACKGROUND: The pupils are familiar with GSM phone

INSTRUCTIONAL MATERIAL: GSM phone

REFERENCE MATERIAL: Simple guide to computer studies

CONTENT:

PARTS OF THE GSM PHONE

Typically hardware components of a mobile phone include display (LCD, touch screen), keypad, microphone, speaker, SIM card, battery, USB port, antenna, memory unit(RAM,ROM), camera, CODEC, RF part, DAC/ADC, baseband part (L1/Layer1/physical layer) running on DSP, Application/protocol layers running on CPU, ON/OFF switch and Bluetooth/GPS features.



EVALUATION: Pupils are evaluated thus:

Name and identify four parts of the GSM phone

WEEK: TEN

CLASS: Basic Two

SUBJECT: ICT

TOPIC: USES OF GSM

BEHAVIOURAL OBJECTIVES: At the end of the lesson, pupils should be able to:

- i. List the uses of GSM

BUILDING A BACKGROUND: The pupils are familiar with how to use GSM phone.

INSTRUCTIONAL MATERIAL: GSM phone

REFERENCE MATERIAL: Simple guide to computer studies.

CONTENT

Our GSM phones can be used in the following ways;

- i. We can use our mobile phone to make call.
- ii. It can be used to send text message.
- iii. We can listen to music or news with our GSM phones.
- iv. We can use it for arithmetic calculation.
- v. We can use it to search for information on the internet.

EVALUATION

1. Mention four uses of GSM